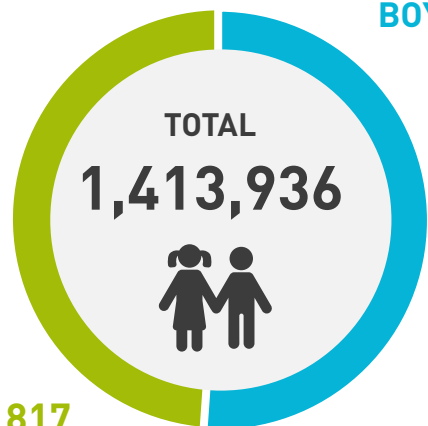


TOTAL CHILDREN REACHED*

724,119
BOYS



689,817
GIRLS

CHILDREN REACHED BY LEVEL**



SECONDARY

142,854

141,599



PRIMARY

536,289

499,681



PRE-PRIMARY

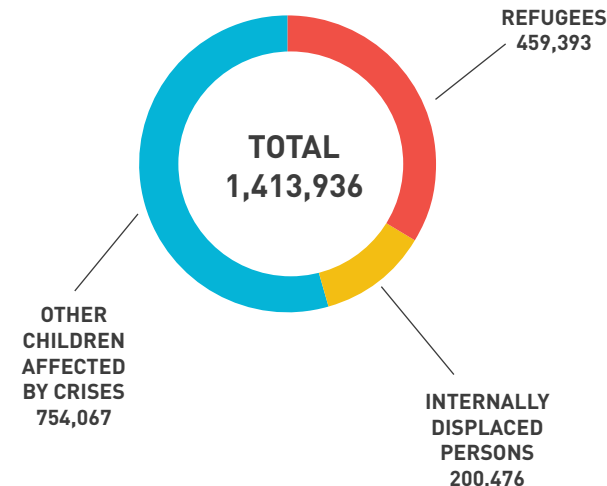
44,977

48,537



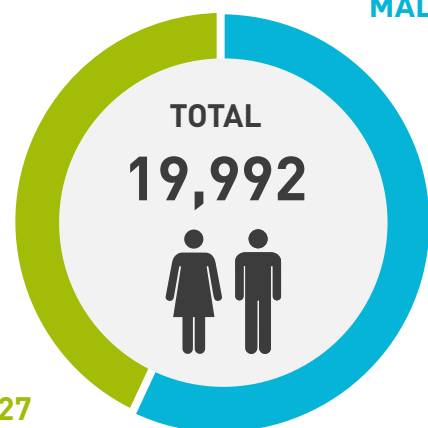
Boys Girls

CHILDREN REACHED BY CATEGORY**



TOTAL TEACHERS TRAINED

11,165
MALES



8,827
FEMALES



\$344
MILLION

TOTAL RESOURCES
MOBILIZED



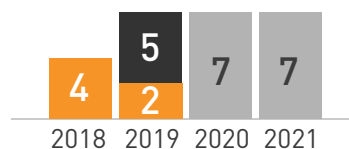
\$161.1^{***}
MILLION

TOTAL FUNDS
DISBURSED



15
DONORS

TOTAL NUMBER OF MULTI-YEAR RESILIENCE PROGRAMMES



TOTAL NUMBER OF FIRST EMERGENCY RESPONSES

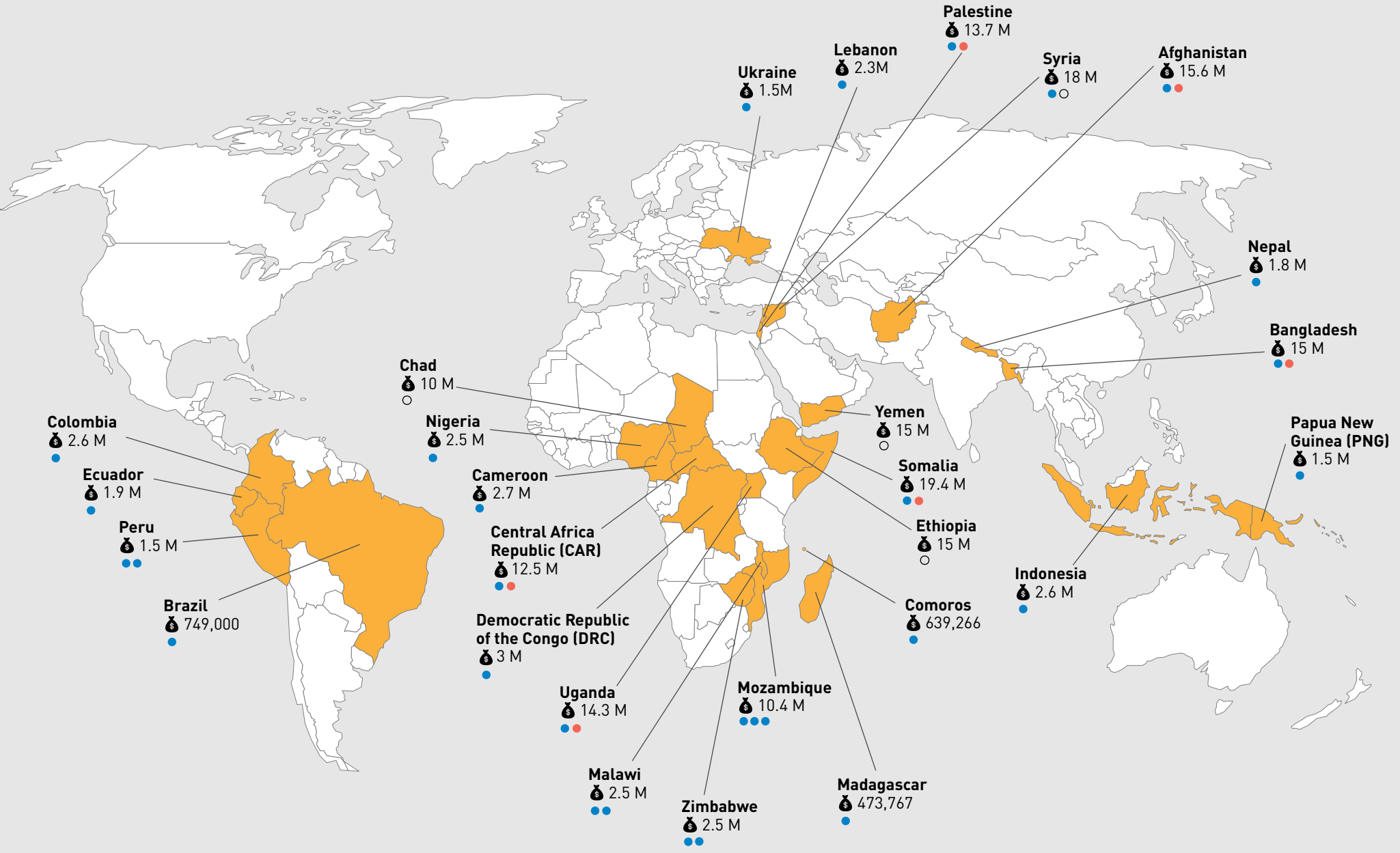


Approved Under Development Planned

* Children are reached through a comprehensive approach with different types of assistance that are context-specific (e.g. upgraded learning spaces, teachers trained or financially supported, learning materials, school feeding, etc.) Figures on the number of children and teachers reached are cumulative for the calendar year 2018, based on reports from ECW grants active in 2018. The total number of children reached does not include data for Yemen. Due to the highly complex nature of the crisis, about 1.3 million children in Yemen were supported to take end-of-cycle exams and received food rations. As this type of assistance is different from the assistance provided in other countries, beneficiaries are featured separately pending further aggregation of data.

** As some grantees have yet to submit fully disaggregated data on beneficiaries at country level, certain figures are estimates.

*** An additional \$75.2 million has been committed but not yet disbursed.



○ Initial Investment ● Multi-Year Resilience Programme
● First Emergency Response 💰 Total ECW investments per country in \$US (2017-2019)